

Slide 1



Welcome to the University of Toronto Dentistry Library's video on finding eResources.

Slide 2



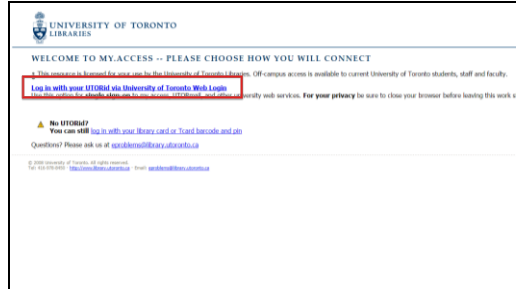
The Dentistry Library website does not display well in Internet Explorer. It works best in Firefox, Chrome or Safari.

Slide 3



EResources are eBooks, such as medical emergencies, ejournals or videos. They can be accessed from our website at [www.dentistry.library.utoronto.ca](http://www.dentistry.library.utoronto.ca).

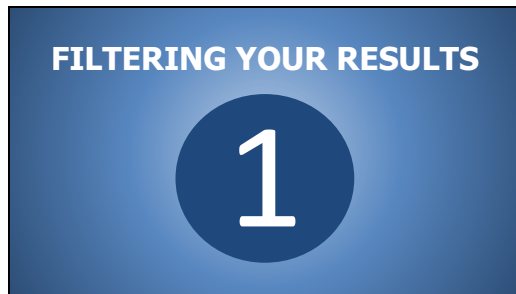
Slide 4



If you're not on campus, you're going to have to start by logging in with your utorid.

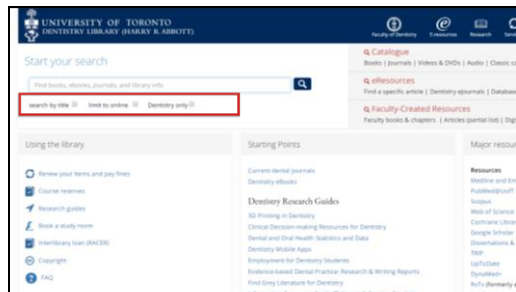
There are a few different ways to get access online material.

Slide 5



The first is applying filters to your search results.

Slide 6

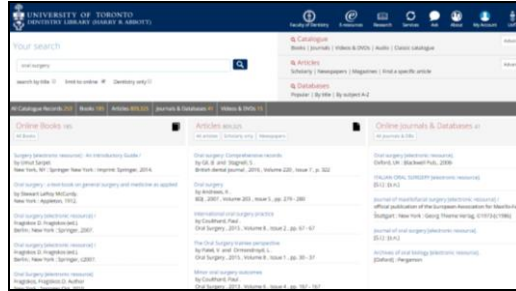


From the main page, when searching for a specific topic, you can filter by clicking the boxes.

**'Search by title'** only looks at your search terms in the title field, and **'Dentistry only'** will show you items only available at the Dentistry Library.

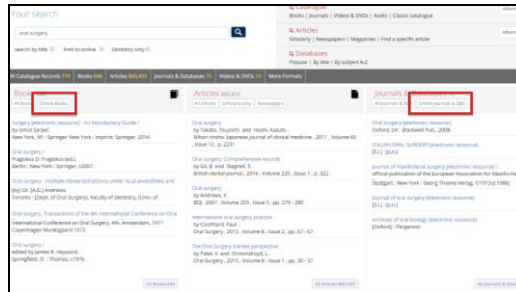
**'Limit to online'** will focus on items that are available electronically.

Slide 7



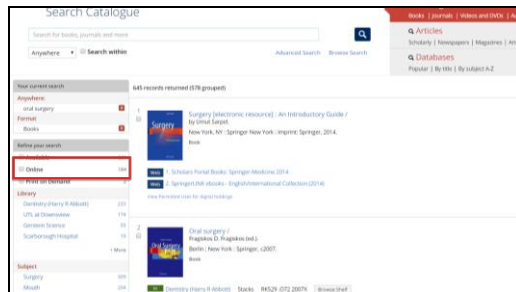
The results will be only resources found online.

Slide 8



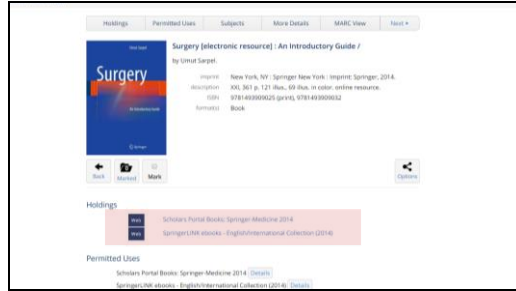
Another way to find specific types of online material is by clicking on the online links under the different headings.

Slide 9



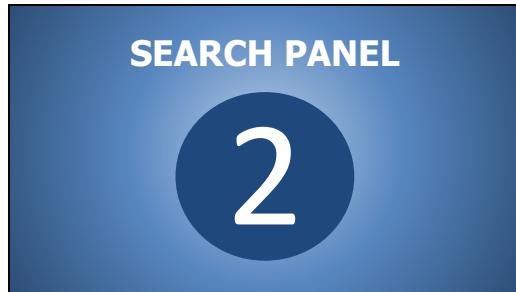
If you complete the search, and click the type of material you can also filter results under the refine search option. This is located on the left side of your screen.

Slide 10



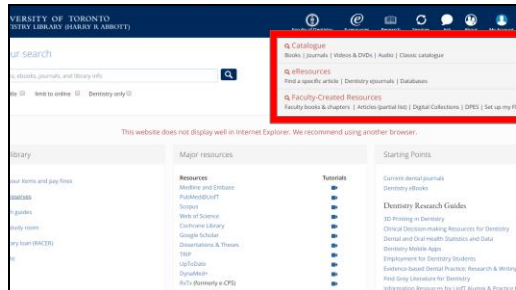
The online materials will have a blue web logo and the hyper links beside them will take you to the host page.

Slide 11



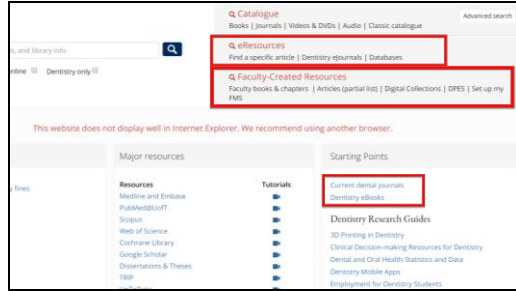
The second option is using the search panel.

Slide 12



From the library home page, it is located to the top right of your screen.

Slide 13



You will find quick links for different types of materials, including eResources where you can search for articles in PubMed, or view a listing of Dentistry eJournals.

Under Faculty-Created Resources there are some eResources available such as digital collection, DPES and FMS

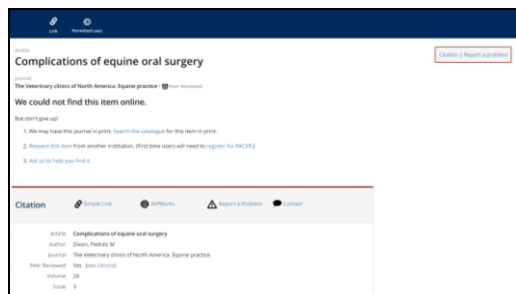
Other links are under starting points.

Slide 14



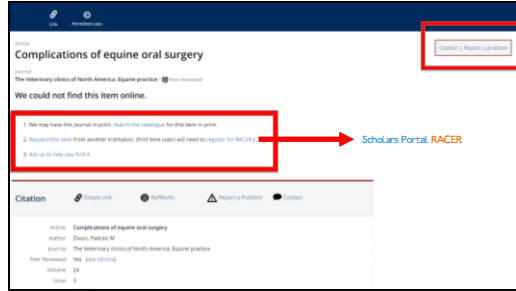
Our last option is requesting an article.

Slide 15



In some cases, after clicking on the link a page might appear saying “we could not find the item online”.

Slide 16



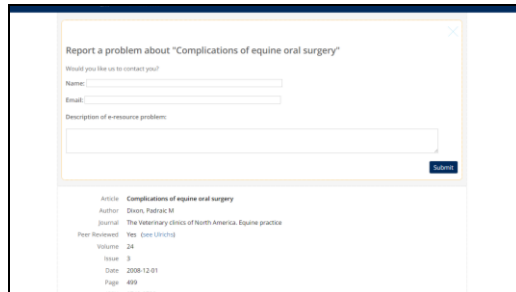
The first step is to make sure the article isn't just available as a printed copy in a library. You can check this by clicking on the first link.

The second link lets you request the article from another library, and a librarian will contact you with either a pdf copy or directions on how to access the article.

The last is a link to get help from a librarian its unclear what the next step should be.

If you go through these steps and still cannot find the article, you can report a problem.

Slide 17



This form will come up and a librarian will be notified to correct the issue.

Slide 18



When should U of T students pay for articles?  
**NEVER!**

As a U of T student, you shouldn't pay for articles. If we don't have it, we can show you how to request it from another institution. Please contact a librarian.

Slide 19



UNIVERSITY OF TORONTO  
DENTISTRY LIBRARY (HARRY R. ABBOTT)

**Thank you**  
Email: [library.dentistry@utoronto.ca](mailto:library.dentistry@utoronto.ca)

Video created by Shauna Nandkissore 

Thank you for watching. If you have any questions about this video feel free to send us an email.